



# Thermal Guidelines for Mounting Sun Fire™ 4810/4800/3800 Systems in a Non-Sun Cabinet

---

Sun Microsystems, Inc.  
901 San Antonio Road  
Palo Alto, CA 94303  
U.S.A. 650-960-1300

Part No. 806-6073-10  
August 2001, [Revision A](#)

[Send comments about this document to: docfeedback@sun.com](mailto:docfeedback@sun.com)

Copyright 2001 Sun Microsystems, Inc., 901 San Antonio Road, Palo Alto, CA 94303-4900 U.S.A. All rights reserved.

This product or document is distributed under licenses restricting its use, copying, distribution, and decompilation. No part of this product or document may be reproduced in any form by any means without prior written authorization of Sun and its licensors, if any. Third-party software, including font technology, is copyrighted and licensed from Sun suppliers.

Parts of the product may be derived from Berkeley BSD systems, licensed from the University of California. UNIX is a registered trademark in the U.S. and other countries, exclusively licensed through X/Open Company, Ltd.

Sun, Sun Microsystems, the Sun logo, AnswerBook2, docs.sun.com, Sun Fire, and Solaris are trademarks, registered trademarks, or service marks of Sun Microsystems, Inc. in the U.S. and other countries. All SPARC trademarks are used under license and are trademarks or registered trademarks of SPARC International, Inc. in the U.S. and other countries. Products bearing SPARC trademarks are based upon an architecture developed by Sun Microsystems, Inc.

The OPEN LOOK and Sun™ Graphical User Interface was developed by Sun Microsystems, Inc. for its users and licensees. Sun acknowledges the pioneering efforts of Xerox in researching and developing the concept of visual or graphical user interfaces for the computer industry. Sun holds a non-exclusive license from Xerox to the Xerox Graphical User Interface, which license also covers Sun's licensees who implement OPEN LOOK GUIs and otherwise comply with Sun's written license agreements.

Federal Acquisitions: Commercial Software—Government Users Subject to Standard License Terms and Conditions.

DOCUMENTATION IS PROVIDED "AS IS" AND ALL EXPRESS OR IMPLIED CONDITIONS, REPRESENTATIONS AND WARRANTIES, INCLUDING ANY IMPLIED WARRANTY OF MERCHANTABILITY, FITNESS FOR A PARTICULAR PURPOSE OR NON-INFRINGEMENT, ARE DISCLAIMED, EXCEPT TO THE EXTENT THAT SUCH DISCLAIMERS ARE HELD TO BE LEGALLY INVALID.

---

Copyright 2001 Sun Microsystems, Inc., 901 San Antonio Road, Palo Alto, CA 94303-4900 Etats-Unis. Tous droits réservés.

Ce produit ou document est distribué avec des licences qui en restreignent l'utilisation, la copie, la distribution, et la décompilation. Aucune partie de ce produit ou document ne peut être reproduite sous aucune forme, par quelque moyen que ce soit, sans l'autorisation préalable et écrite de Sun et de ses bailleurs de licence, s'il y en a. Le logiciel détenu par des tiers, et qui comprend la technologie relative aux polices de caractères, est protégé par un copyright et licencié par des fournisseurs de Sun.

Des parties de ce produit pourront être dérivées des systèmes Berkeley BSD licenciés par l'Université de Californie. UNIX est une marque déposée aux Etats-Unis et dans d'autres pays et licenciée exclusivement par X/Open Company, Ltd.

Sun, Sun Microsystems, le logo Sun, AnswerBook2, docs.sun.com, Sun Fire, et Solaris sont des marques de fabrique ou des marques déposées, ou marques de service, de Sun Microsystems, Inc. aux Etats-Unis et dans d'autres pays. Toutes les marques SPARC sont utilisées sous licence et sont des marques de fabrique ou des marques déposées de SPARC International, Inc. aux Etats-Unis et dans d'autres pays. Les produits portant les marques SPARC sont basés sur une architecture développée par Sun Microsystems, Inc.

L'interface d'utilisation graphique OPEN LOOK et Sun™ a été développée par Sun Microsystems, Inc. pour ses utilisateurs et licenciés. Sun reconnaît les efforts de pionniers de Xerox pour la recherche et le développement du concept des interfaces d'utilisation visuelle ou graphique pour l'industrie de l'informatique. Sun détient une licence non exclusive de Xerox sur l'interface d'utilisation graphique Xerox, cette licence couvrant également les licenciés de Sun qui mettent en place l'interface d'utilisation graphique OPEN LOOK et qui en outre se conforment aux licences écrites de Sun.

LA DOCUMENTATION EST FOURNIE "EN L'ETAT" ET TOUTES AUTRES CONDITIONS, DECLARATIONS ET GARANTIES EXPRESSES OU TACITES SONT FORMELLEMENT EXCLUES, DANS LA MESURE AUTORISEE PAR LA LOI APPLICABLE, Y COMPRIS NOTAMMENT TOUTE GARANTIE IMPLICITE RELATIVE A LA QUALITE MARCHANDE, A L'APTITUDE A UNE UTILISATION PARTICULIERE OU A L'ABSENCE DE CONTREFAÇON.



# Thermal Guidelines for Mounting Sun Fire 4810/4800/3800 Systems in a Non-Sun Cabinet

---

In this book, Sun Fire™ 4810/4800/3800 are referred to as *systems*. Also, any enclosure into which Sun Fire 4810/4800/3800 systems would mount is referred to as *cabinet*.

---

## Disclaimer

These guidelines are intended to assist those who would install the Sun Fire™ 4810/4800/3800 systems at the end users' site. These guidelines address cooling issues only.

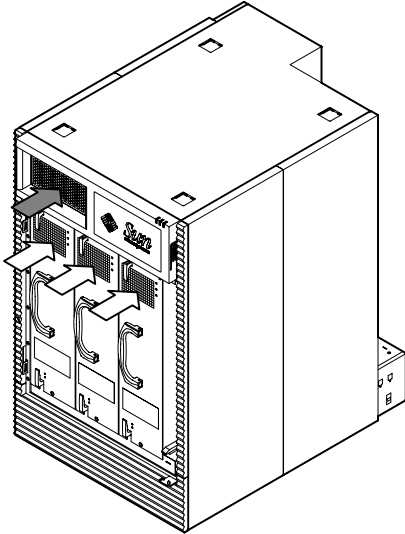
It is the ultimate responsibility of the end user to ensure that the environment in which these systems are mounted meet the following:

- All systems specifications
- Safety requirements specifications

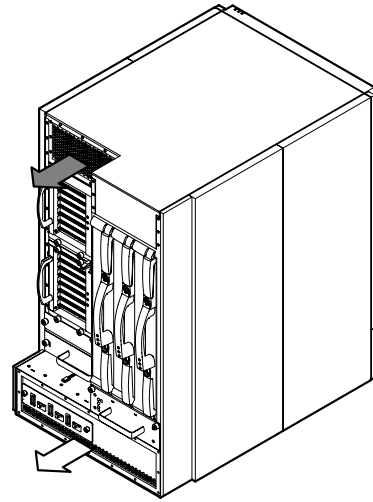
---

# Conditions

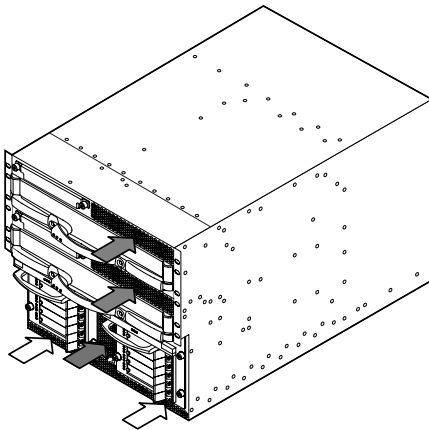
- Any systems mounted in a rack with Sun systems must have front to back cooling (no side to side).
- The front of the cabinet should not be facing, nor be in the path of the exhaust air from any other systems or cabinets.
- It is recommended that the cabinet allow 0.188 cubic meters per second (600 cubic feet per minute) of exhaust air out of the cabinet by way of the exhaust fans located at the top of the cabinet.
- The cabinet must allow for airflow to enter from the front and exhaust to the rear. Do not use a closed cabinet that prevents airflow into the front and out of the rear of the enclosure.
- A cabinet front panel must be attached so that no gaps appear between panels and between the panel and the system. If the panels cannot completely fill in the area above the system, make sure the gap appears at the top of the cabinet, away from the system. Cabinet front panels prevent hot air that is expelled from the rear of the cabinet from reentering the system from the front.
- Multiple systems in the same cabinet must be mounted as close together as possible without air gaps in between to avoid exhaust air recirculating back into the front air intake.
- All systems must be mounted in the lowest possible locations within the rack to prevent the cabinet from tipping over.



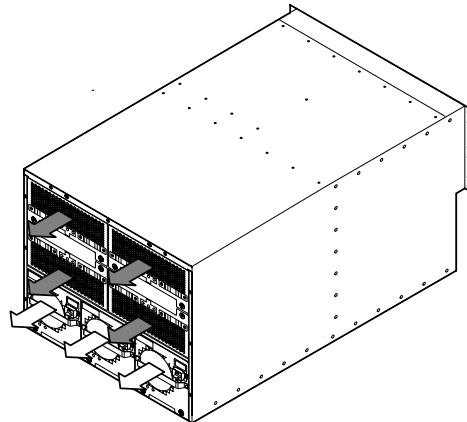
4800 - Front View





4800 - Rear View





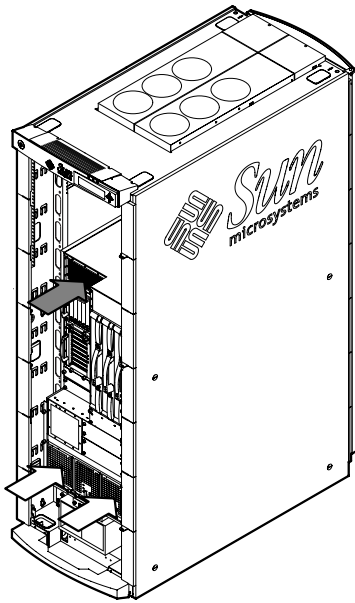
3800- Front View



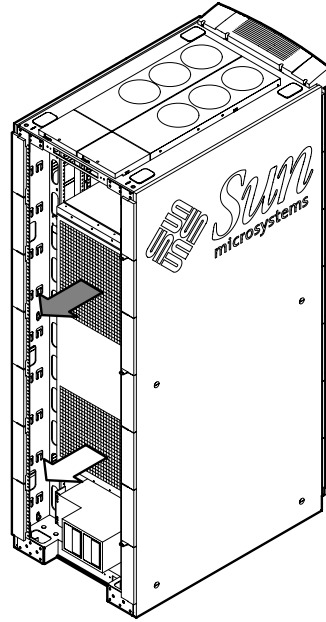
3800 - Rear View

-  System Air Inlet
-  Power Supply Air Inlet



-  System Air Exhaust
-  Power Supply Air Exhaust





4810 - Front View



4810 - Rear View

-  System Air Inlet
-  Power Supply Air Inlet

-  System Air Exhaust
-  Power Supply Air Exhaust

---

# Environmental Specifications

The following table shows the environmental specifications for the rackmounted systems.

**TABLE 1** Sun Fire System Temperature, Humidity, and Altitude Limits

	Operating	Nonoperating
Temperature	5° C to 35° C (41° F to 95° F), at sea level derate 2° C for every 1km, up to 3km altitude	-20° C to 60° C (-4 F to 140 F)
Humidity	20% to 80% RH, noncondensing	93% RH, noncondensing
Maximum altitude	10,000 feet (3,000 meters)	

The recommended optimal operating system environment is 21° C to 23° C (69.8° F -73.4° F), with ambient relative humidity levels of 45% to 50% RH. Refer to Chapter three of the *Sun Fire™ 6800/4810/4800/3800 Systems Site Planning Guide* (805-7365) for more information on environmental specifications.

---

## Verifying the Air Temperature

1. **Measure the system air inlet temperatures inside the cabinet and verify that it meets the recommended optimal operating conditions above.**
2. **Run the `showenv -ulwp temps` command from a system controller board (SSC0 or SSC1) to verify the system temperature readings.**

This command will display the following information: slot, device, sensor, minimal, loWarn, value, hiWarn, maximum, units, age, and status. Compare component temperatures (listed under the value column) with the warning temperatures (listed under the hiwarn column).

Component temperatures should be below warning temperature when operating in a normal computer lab environment as described in Chapter 3.1 of the *Sun Fire™ 6800/4810/4800/3800 Systems Site Planning Guide* (805-7365).

**TABLE 2** Component temperature limits

	<b>Not to exceed junction temperature</b>
CPU	90° C
ASC,DX,SDC,AR	105° C
I/O, ASIC	105° C