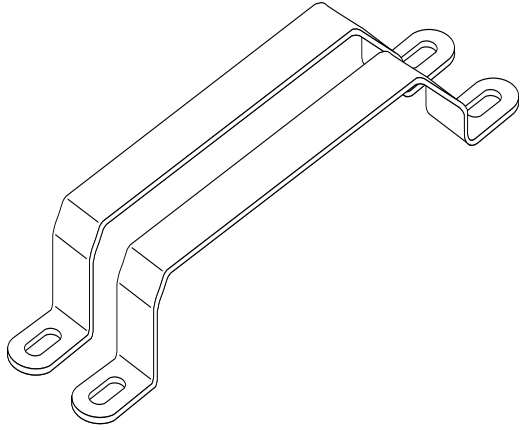

The Ultra Enterprise 3000 Floor Brackets consist of two brackets to attach your system to the floor. Properly installed brackets can help prevent the system from toppling over in case of extreme movement.



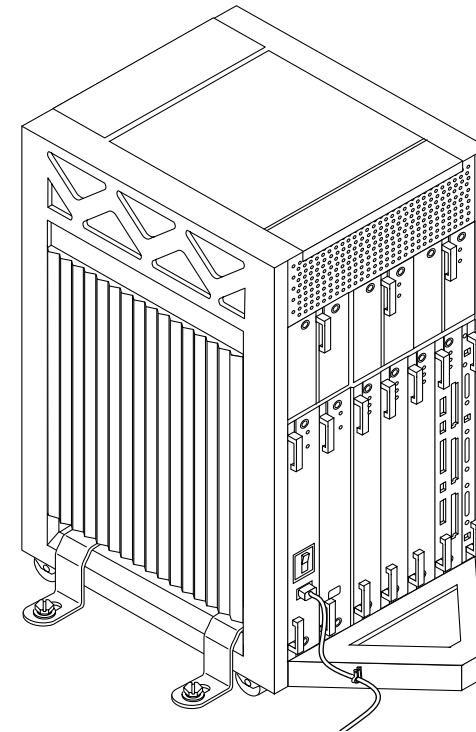
Installation

The brackets must be placed through the opening between the bottom of the chassis and the bottom of the system cabinet.

Brackets are designed to straddle the system from side to side, not from front to rear.

1. **Insert one bracket in front of the baffle, as far to the front of the system as possible.**
2. **Insert the other bracket behind the baffle, as far to the rear as possible.**
3. **Using the brackets as templates, mark the floor to indicate the location of four mounting holes, and drill the holes.**

Note – Bracket slots are sized for M6 to M8 (1/4- to 5/16-inch) bolts. Bolts are not included since floor material and construction vary, and the type and length of the bolts will depend on the application. A civil engineering professional can help determine specific hardware requirements for your floor and mounting location.



4. **Insert and tighten the bolts through the holes on both ends of the brackets into the holes in the floor on each side of the system.**

Ordering Sun Documents

SunDocs is a distribution program for Sun Microsystems technical documentation. You can order SunDocs documentation from SunExpress, which accepts all major credit cards and company purchase orders, in the following ways:

Telephone: 1-800-873-7869 (North America only)

Fax: 1-800-944-0661 (North America only)

World Wide Web: <http://www.sun.com/sunexpress/>

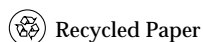
Reader Comments

Your comments and suggestions are important to us. Please let us know what you think about the *Ultra Enterprise 3000 Floor Brackets Installation Guide*, part number 802-7248-10.

You can send detailed comments via email to smcc-docs@sun.com, or send a fax to *SMCC Doc Feedback* at (415) 786-6443.

© 1996 Sun Microsystems, Inc., 2550 Garcia Avenue, Mountain View, California 94043-1100 U.S.A. All rights reserved. Sun, the Sun logo, Sun Microsystems, and Solaris are trademarks or registered trademarks of Sun Microsystems, Inc. in the United States and other countries. All SPARC trademarks, including the SCD Compliant logo, are trademarks or registered trademarks of SPARC International, Inc. in the United States and other countries. SPARCstation is licensed exclusively to Sun Microsystems, Inc. Products bearing SPARC trademark are based upon an architecture developed by Sun Microsystems, Inc.

© 1996 Sun Microsystems, Inc., 2550 Garcia Avenue, Mountain View, California 94043-1100 U.S.A. Tous droits réservés. Sun, le logo Sun, Sun Microsystems, et Solaris sont des marques déposées ou enregistrées par Sun Microsystems, Inc. aux Etats-Unis et dans certains d'autres pays. Toutes les marques SPARC, y compris le logo SCD Compliant, sont des marques déposées ou enregistrées de SPARC International, Inc. aux Etats-Unis et dans d'autres pays. SPARCstation est exclusivement licenciée à Sun Microsystems, Inc. Les produits portant la marque SPARC sont basés sur une architecture développée par Sun Microsystems, Inc.



Ultra™ Enterprise™ 3000 Floor Brackets Installation Guide

